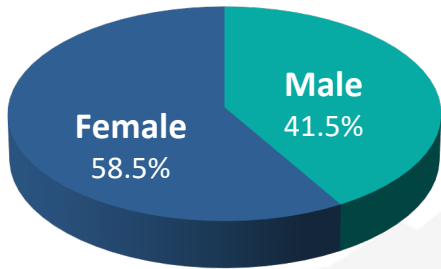


The Wisconsin Pharmacy Workforce

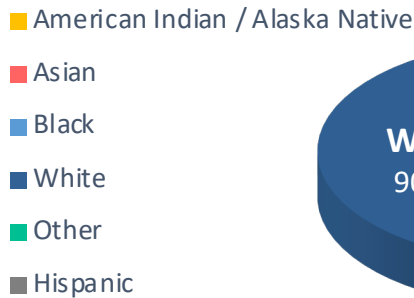
Pharmacists

2020

Pharmacists' Gender

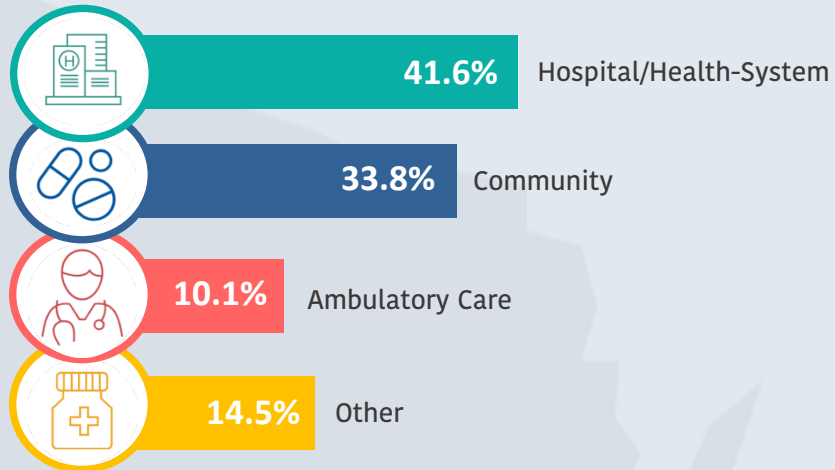


Pharmacists' Race/Ethnicity



PharmD = 63.8%


BS Pharm = 36.2%



81.3% of practicing pharmacists were working full-time (>30 hours per week)

61.1% of pharmacists were paid by annual salaries and 38.9% by hourly wages

91.6% of practicing pharmacists were working during first shift (6:00 AM to 6:00 PM)



\$135,271 Avg. student loan debt at graduation for recent graduates (2011-2020)